

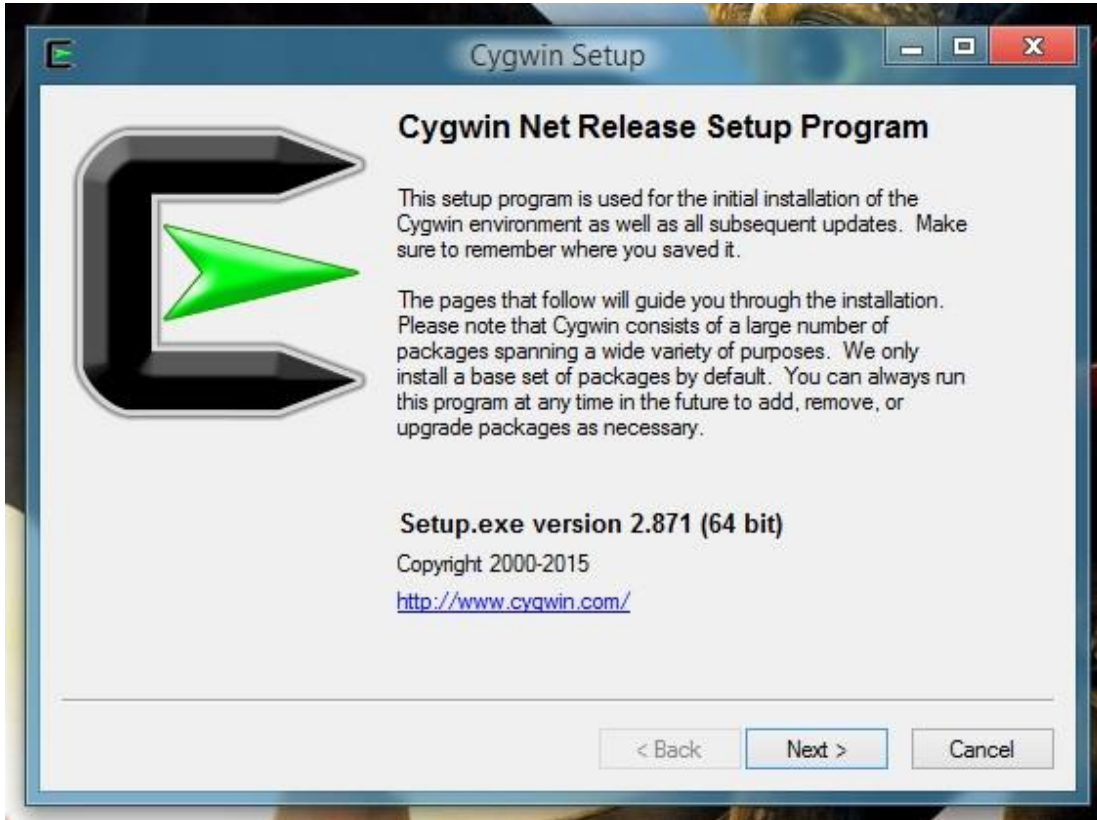
Setting up Theos with the iOS toolchain for Windows and the iOS 8.1 SDK

Note: Requires 64 bit Windows Vista, 7, 8, 8.1 or 10.

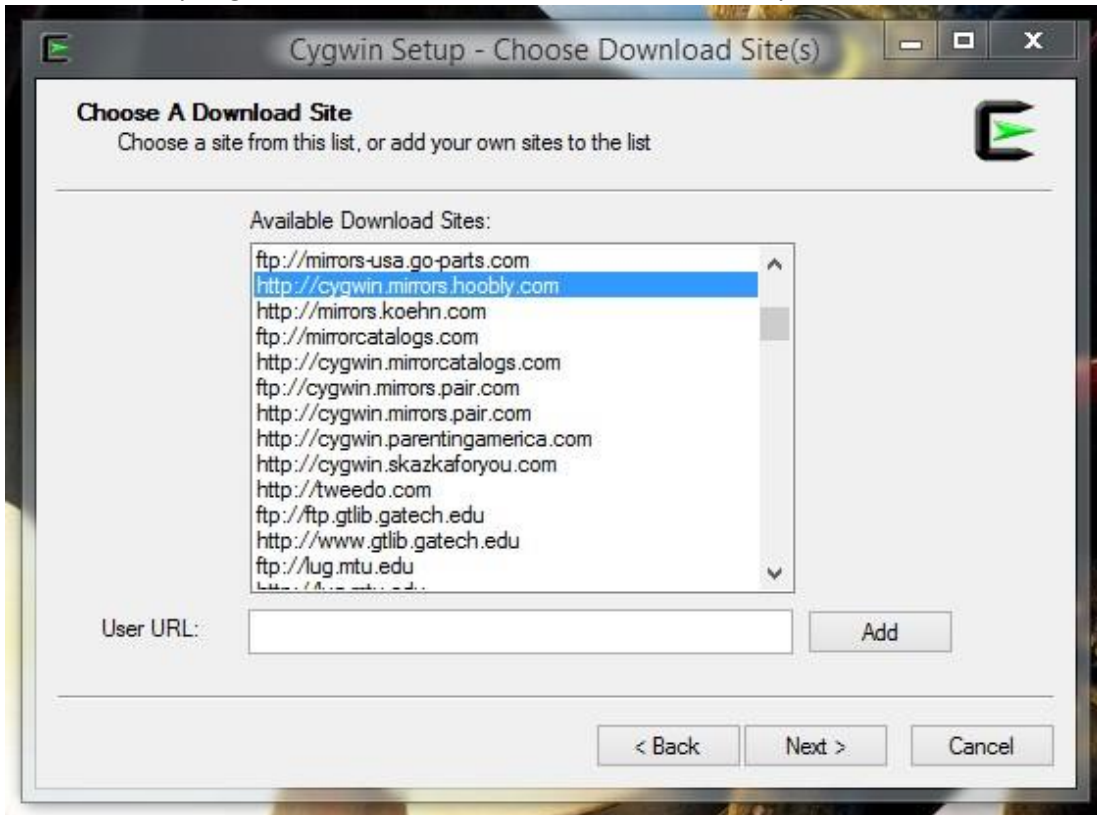
1. Go to <https://cygwin.com/install.html> and select the download the version for 64-bit versions of Windows.



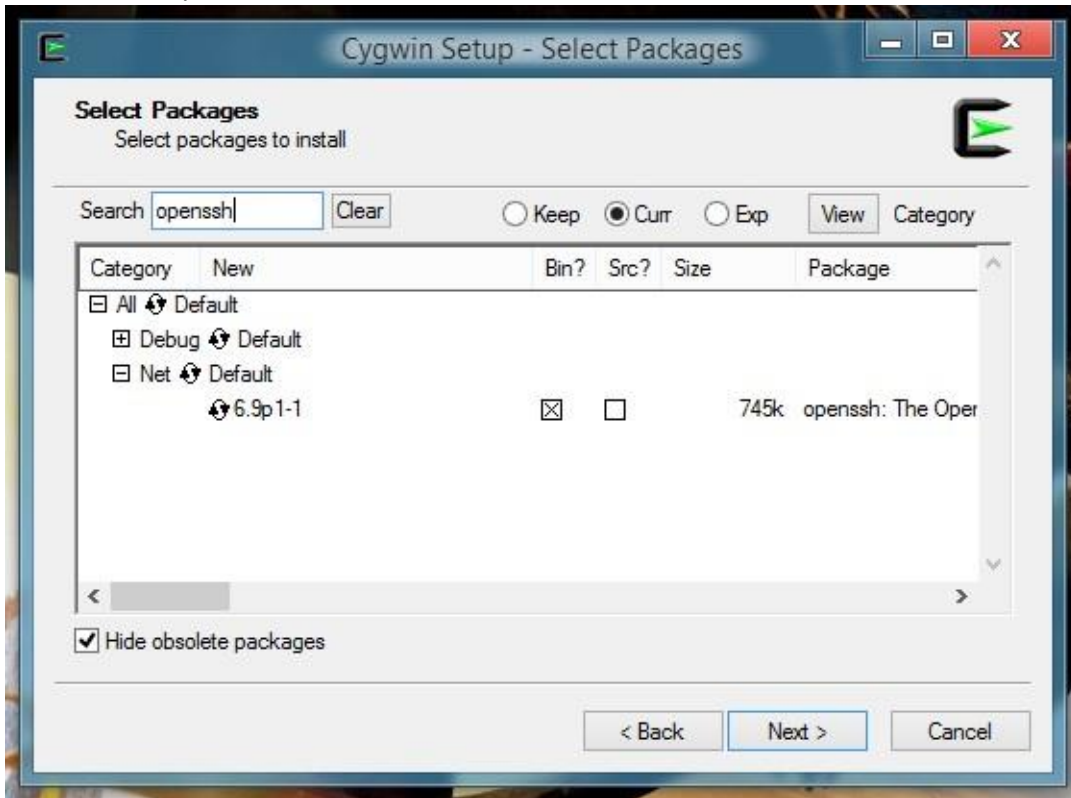
2. Once you download it, open the setup. You should see a screen like this:



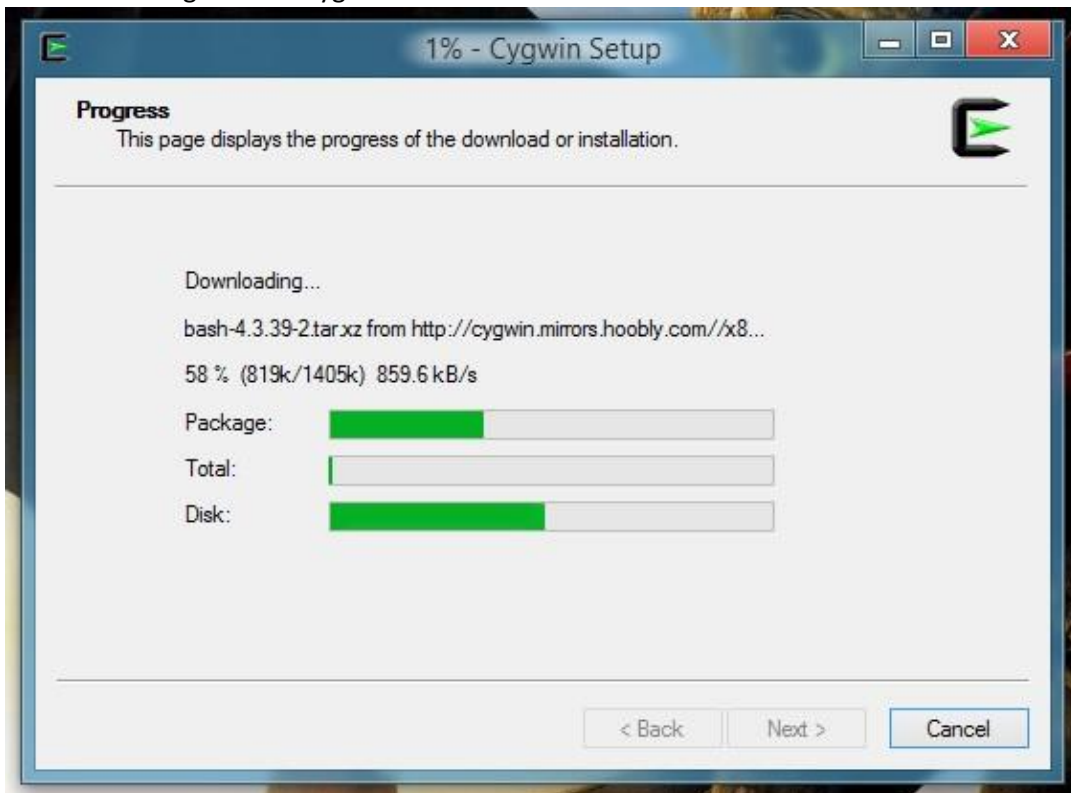
3. Click next until you get to this screen. Select the mirror closest to you and click next.



- On this screen, search for these: wget, git, ca-certificates, make, perl, openssh Click the refresh button at the left until you see a version number to install

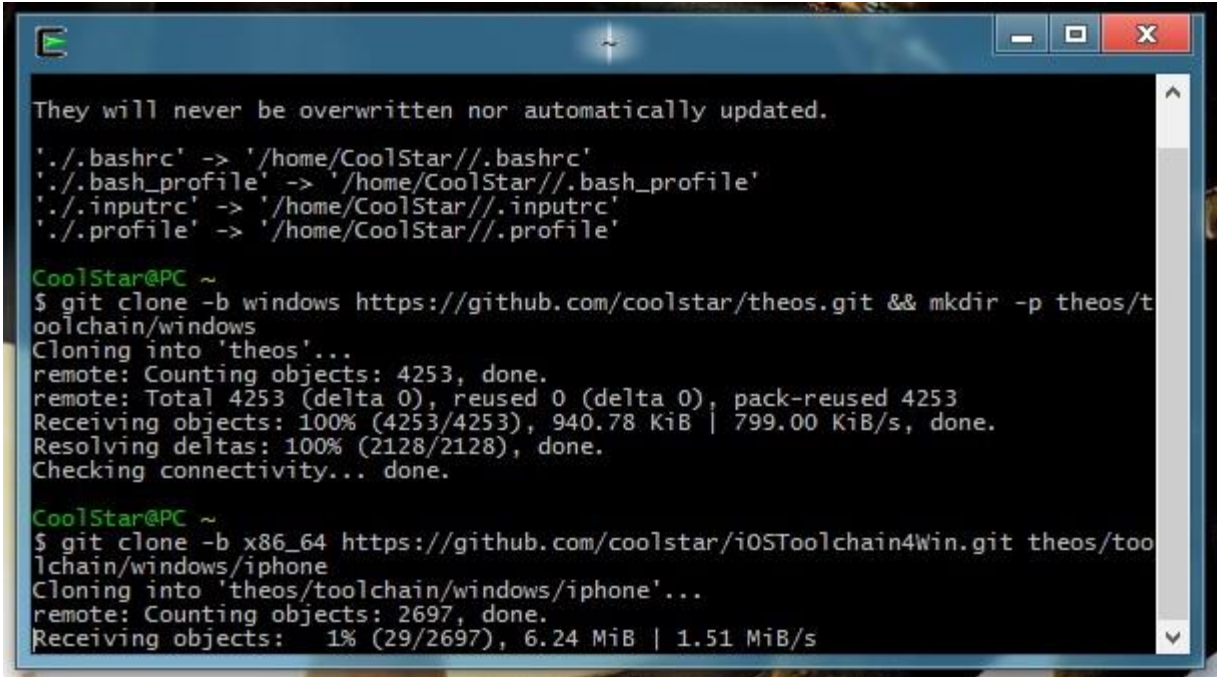


- Click next through it until Cygwin is installed



6. Run the following in Cygwin:

```
git clone https://github.com/coolstar/theos.git && mkdir -p
theos/toolchain/windows
git clone -b x86_64 https://github.com/coolstar/iOSToolchain4Win.git
theos/toolchain/windows/iphone
```



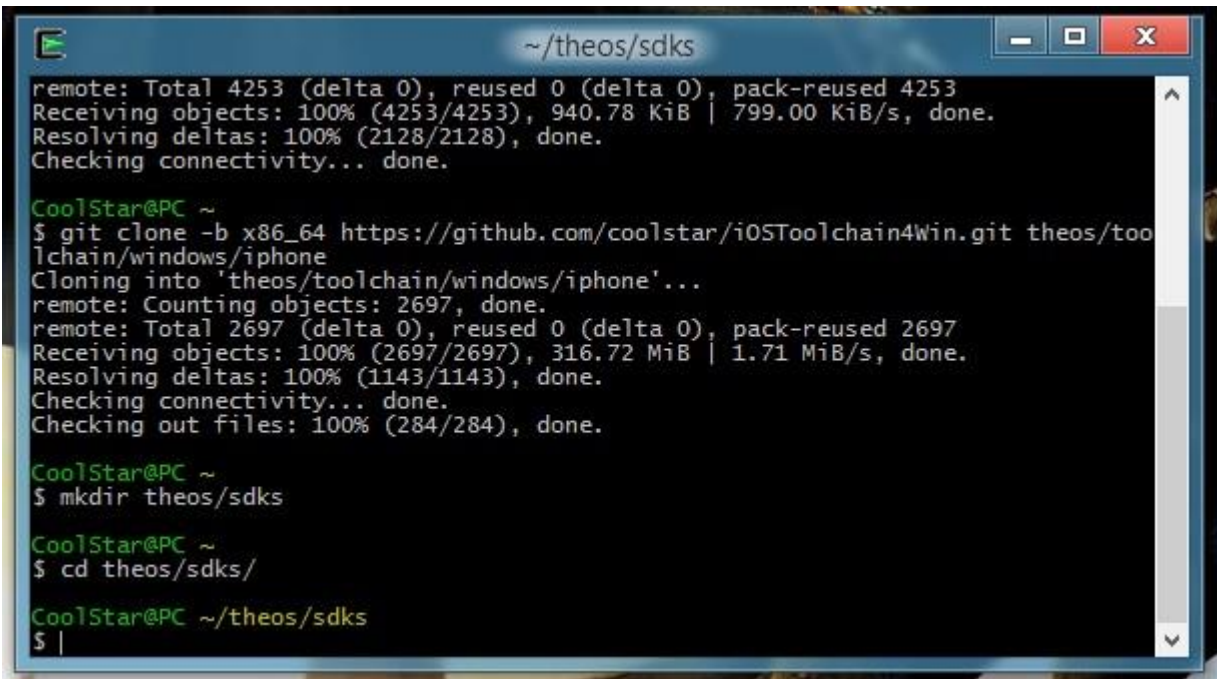
```
They will never be overwritten nor automatically updated.
'./bashrc' -> '/home/CoolStar/./bashrc'
'./bash_profile' -> '/home/CoolStar/./bash_profile'
'./inputrc' -> '/home/CoolStar/./inputrc'
'./profile' -> '/home/CoolStar/./profile'

CoolStar@PC ~
$ git clone -b windows https://github.com/coolstar/theos.git && mkdir -p theos/t
oolchain/windows
Cloning into 'theos'...
remote: Counting objects: 4253, done.
remote: Total 4253 (delta 0), reused 0 (delta 0), pack-reused 4253
Receiving objects: 100% (4253/4253), 940.78 KiB | 799.00 KiB/s, done.
Resolving deltas: 100% (2128/2128), done.
Checking connectivity... done.

CoolStar@PC ~
$ git clone -b x86_64 https://github.com/coolstar/iOSToolchain4Win.git theos/too
lchain/windows/iphone
Cloning into 'theos/toolchain/windows/iphone'...
remote: Counting objects: 2697, done.
Receiving objects: 1% (29/2697), 6.24 MiB | 1.51 MiB/s
```

7. Next, enter these commands to prepare the SDK:

```
mkdir theos/sdks
cd theos/sdks
```



```
remote: Total 4253 (delta 0), reused 0 (delta 0), pack-reused 4253
Receiving objects: 100% (4253/4253), 940.78 KiB | 799.00 KiB/s, done.
Resolving deltas: 100% (2128/2128), done.
Checking connectivity... done.

CoolStar@PC ~
$ git clone -b x86_64 https://github.com/coolstar/iOSToolchain4Win.git theos/too
lchain/windows/iphone
Cloning into 'theos/toolchain/windows/iphone'...
remote: Counting objects: 2697, done.
remote: Total 2697 (delta 0), reused 0 (delta 0), pack-reused 2697
Receiving objects: 100% (2697/2697), 316.72 MiB | 1.71 MiB/s, done.
Resolving deltas: 100% (1143/1143), done.
Checking connectivity... done.
Checking out files: 100% (284/284), done.

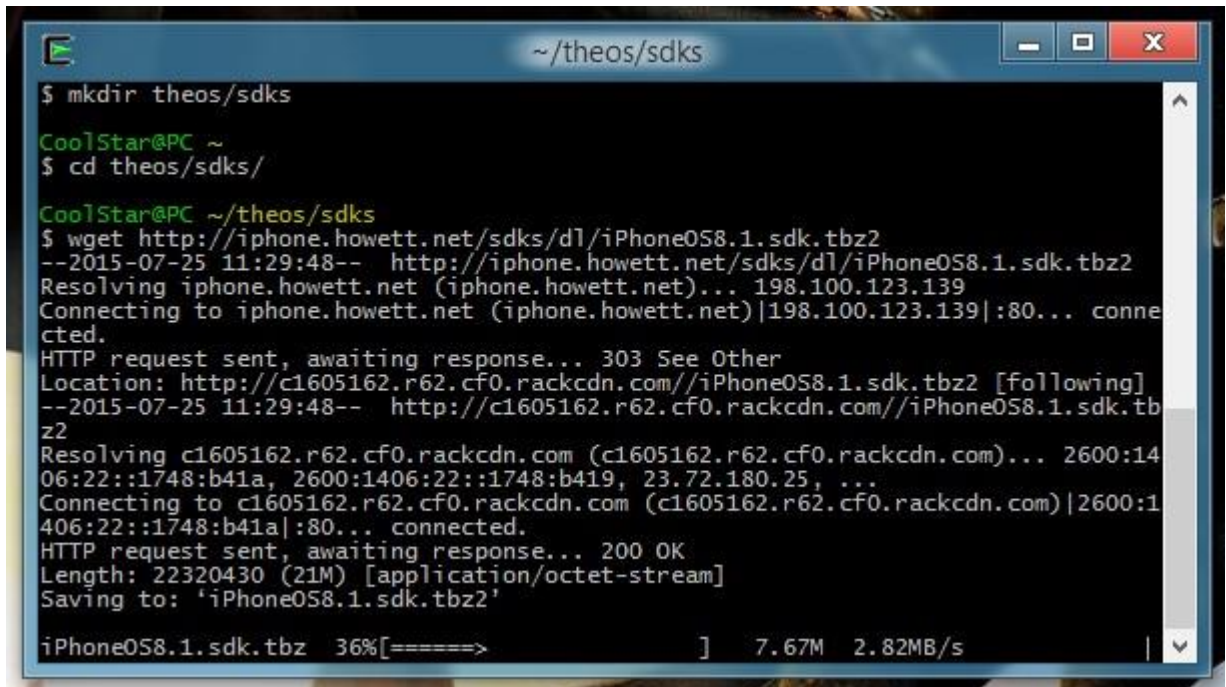
CoolStar@PC ~
$ mkdir theos/sdks

CoolStar@PC ~
$ cd theos/sdks/

CoolStar@PC ~/theos/sdks
$ |
```

8. Next, run this command to download the SDK:

```
wget http://iphone.howett.net/sdks/dl/iPhoneOS8.1.sdk.tbz2
```



```
~/theos/sdks
$ mkdir theos/sdks

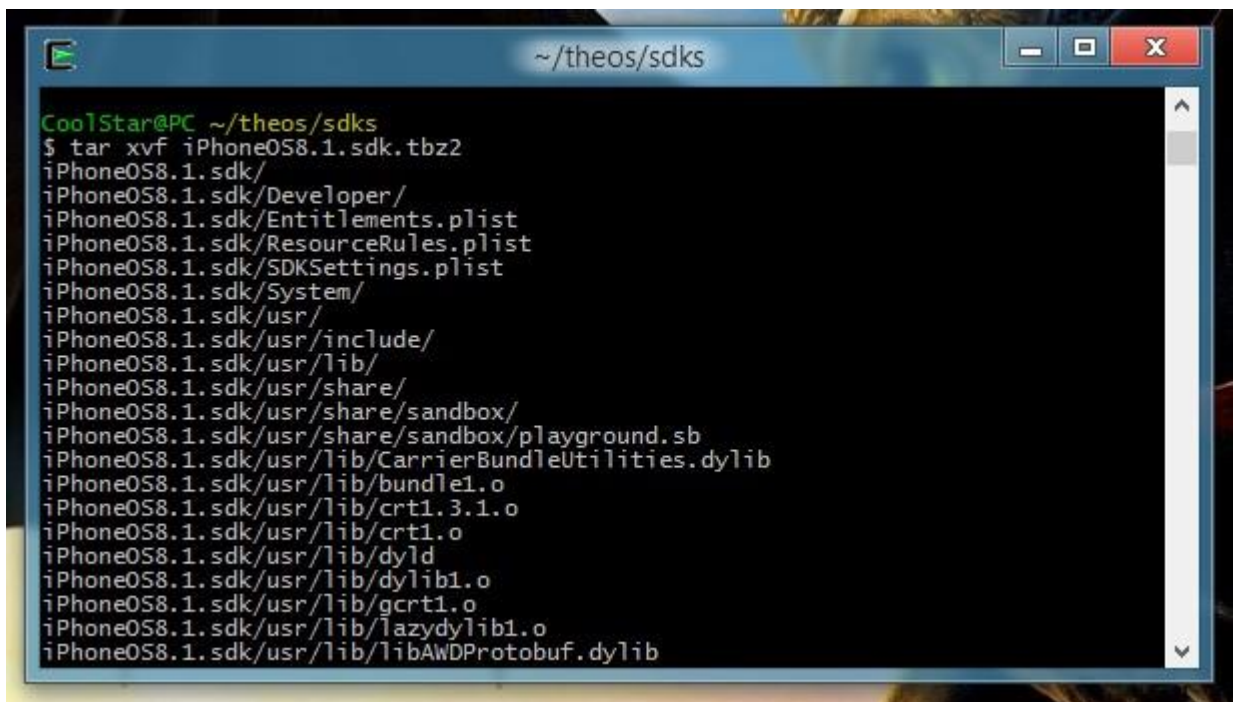
CoolStar@PC ~
$ cd theos/sdks/

CoolStar@PC ~/theos/sdks
$ wget http://iphone.howett.net/sdks/dl/iPhoneOS8.1.sdk.tbz2
--2015-07-25 11:29:48-- http://iphone.howett.net/sdks/dl/iPhoneOS8.1.sdk.tbz2
Resolving iphone.howett.net (iphone.howett.net)... 198.100.123.139
Connecting to iphone.howett.net (iphone.howett.net)|198.100.123.139|:80... connected.
HTTP request sent, awaiting response... 303 See Other
Location: http://c1605162.r62.cf0.rackcdn.com//iPhoneOS8.1.sdk.tbz2 [following]
--2015-07-25 11:29:48-- http://c1605162.r62.cf0.rackcdn.com//iPhoneOS8.1.sdk.tbz2
Resolving c1605162.r62.cf0.rackcdn.com (c1605162.r62.cf0.rackcdn.com)... 2600:1406:22::1748:b41a, 2600:1406:22::1748:b419, 23.72.180.25, ...
Connecting to c1605162.r62.cf0.rackcdn.com (c1605162.r62.cf0.rackcdn.com)|2600:1406:22::1748:b41a|:80... connected.
HTTP request sent, awaiting response... 200 OK
Length: 22320430 (21M) [application/octet-stream]
Saving to: 'iPhoneOS8.1.sdk.tbz2'

iPhoneOS8.1.sdk.tbz 36%[=====>] 7.67M 2.82MB/s
```

9. Now, enter the following command to extract the SDK:

```
tar xvf iPhoneOS8.1.sdk.tbz2
```

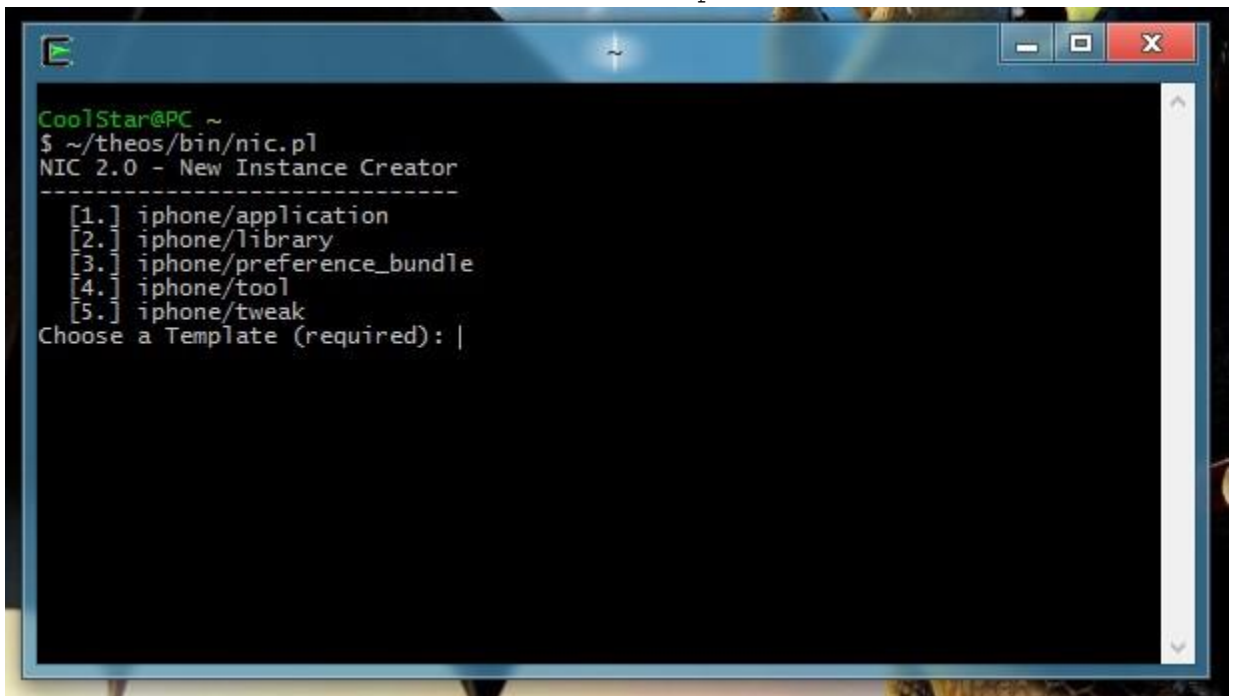


```
~/theos/sdks
CoolStar@PC ~/theos/sdks
$ tar xvf iPhoneOS8.1.sdk.tbz2
iPhoneOS8.1.sdk/
iPhoneOS8.1.sdk/Developer/
iPhoneOS8.1.sdk/Entitlements.plist
iPhoneOS8.1.sdk/ResourceRules.plist
iPhoneOS8.1.sdk/SDKSettings.plist
iPhoneOS8.1.sdk/System/
iPhoneOS8.1.sdk/usr/
iPhoneOS8.1.sdk/usr/include/
iPhoneOS8.1.sdk/usr/lib/
iPhoneOS8.1.sdk/usr/share/
iPhoneOS8.1.sdk/usr/share/sandbox/
iPhoneOS8.1.sdk/usr/share/sandbox/playground.sb
iPhoneOS8.1.sdk/usr/lib/CarrierBundleUtilities.dylib
iPhoneOS8.1.sdk/usr/lib/bundle1.o
iPhoneOS8.1.sdk/usr/lib/crt1.3.1.o
iPhoneOS8.1.sdk/usr/lib/crt1.o
iPhoneOS8.1.sdk/usr/lib/dyld
iPhoneOS8.1.sdk/usr/lib/dylib1.o
iPhoneOS8.1.sdk/usr/lib/gcrt1.o
iPhoneOS8.1.sdk/usr/lib/lazydylib1.o
iPhoneOS8.1.sdk/usr/lib/libAWDProtobuf.dylib
```

10. Close the Cygwin window and you're done!

11. To use theos, just type in this command into a Cygwin window (the rest is usual):

`~/theos/bin/nic.pl`



```
CoolStar@PC ~
$ ~/theos/bin/nic.pl
NIC 2.0 - New Instance Creator
-----
[1.] iphone/application
[2.] iphone/library
[3.] iphone/preference_bundle
[4.] iphone/tool
[5.] iphone/tweak
Choose a Template (required): |
```